



TH-1044 TELEHANDER



STANDARD FEATURES

DRIVE

- ▶ Deutz TCD 3.6 L4 74hp diesel engine - no DEF/DPF
- ▶ Engine block heater
- ▶ Powershift 4F, 3R transmisson
- ▶ Back-up alarm
- ▶ 4-wheel drive
- ▶ 3 steering modes: 2-wheel, 4-wheel & crab

AXLES

- ▶ Integrated draw bar
- ▶ Dana 212 front axle with limited slip differential
- ▶ Rear axle stabilization
- ▶ +/- 10 degree frame leveling

BRAKES

- ▶ Front & rear multi-disc oil bath brake system
- ▶ SAHR parking brake with indicator light

TIRES

- ▶ Standard: 14 x 24 foam-filled tires

HYDRAULIC SYSTEM

- ▶ 40 gal hydraulic capacity
- ▶ Auxiliary hydraulics with load sensing piston pump

CAB & OTHER

- ▶ Open cab
- ▶ Multi-adjustable ergonomic suspension seat
- ▶ Premium joystick with drive and shift control functions
- ▶ In-cab multifunction display
- ▶ Boom mounted lift hook
- ▶ Battery disconnect
- ▶ Telematics ready
- ▶ Steel fuel and hydraulic tanks
- ▶ Easy maintenance and service
- ▶ Long life boom wear pads
- ▶ Phone holder
- ▶ Integrated arm rest
- ▶ Beacon

KEY SPECIFICATIONS

- ▶ Maximum capacity..... 10,000 lbs
- ▶ Maximum lift height..... 44 ft
- ▶ Capacity @ max lift height..... 7,000 lbs
- ▶ Maximum forward reach..... 30.9 ft
- ▶ Capacity @ max reach..... 2,700 lbs
- ▶ Weight 27,117 lbs

OPTIONS *Build to order only

- ▶ Deutz TCD 3.6 L4 107hp diesel engine*
- ▶ Closed cab*
- ▶ Air conditioning (closed cab only)*
- ▶ Road lights
- ▶ Work lights
- ▶ Boom lights
- ▶ Four wheel fenders
- ▶ Back up sensor
- ▶ Back up camera & sensor
- ▶ Load management system (LLMI)
- ▶ Cold weather package*
- ▶ Arctic weather package*
- ▶ Telematics
- ▶ Optional: 14 x 24 pneumatic, 14 x 24 foam-filled tires, 13 x 28 solid rubber or 13 x 28 non-marking solid rubber tires

ATTACHMENTS

CARRIAGES

- ▶ 48 (standard), 60, or 72 in Standard carriage
- ▶ 48, 60, or 72 in Side tilt carriage
- ▶ 72 in Swing carriage

FORKS

- ▶ 2.36 x 4 x 48 in, 10,000lb capacity (standard)
- ▶ 2.36 x 6 x 60 in, 10,000lb capacity

TH-1044

TELEHANDLER

DIMENSIONS

Maximum Lift Height	44.8 ft	13.6 m
Maximum Forward Reach	30.9 ft	9.4 m
A Stowed Length w/o Forks	20.25 ft	6.17 m
B Overall Width	8.1 ft	2.46 m
C Stowed Height	8.3 ft	2.53 m
D Wheelbase	11.3 ft	3.4 m
E Inside Tire Width	6.8 ft	2.1 m
F Ground Clearance	17 in	43 cm
Standard Forks	4 x 2 x 48 in	12 x 5 x 120 cm

SPECIFICATIONS

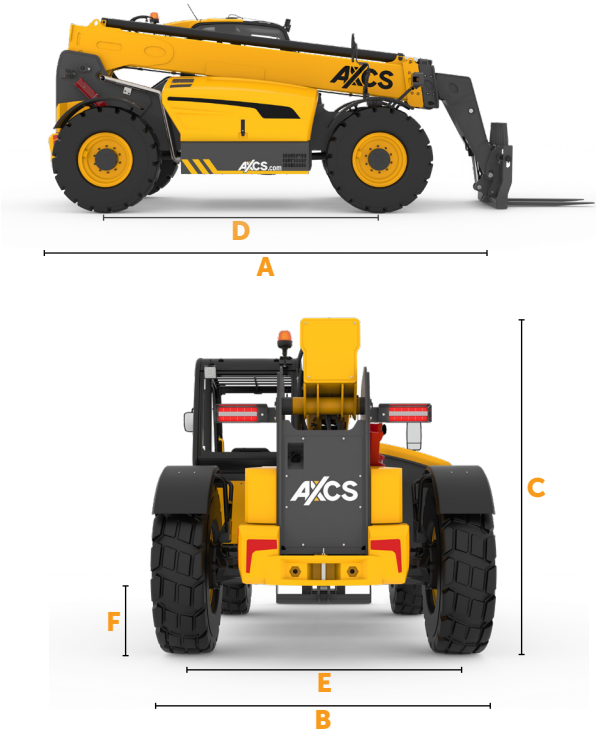
Max Lifting Capacity	10,000 lbs	4,536 kg
Max Lifting Capacity at Full Height	7,000 lbs	3,175 kg
Max Lifting Capacity at Max Reach	2,700 lbs	1,224 kg
Operating Weight	27,117 lbs	12,300 kg
Inside Turning Radius	57 in	1.5 m
Outside Turning Radius	146 in	3.7 m
Drive Speed	20 mph	32 kph
Frame Leveling	+/- 10°	
Tilt Angle	122°	
Boom Lifting Angle	72° w/ Stabilizers	

BOOM CYCLE TIMES

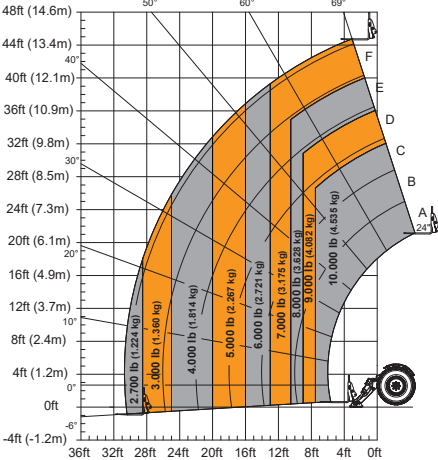
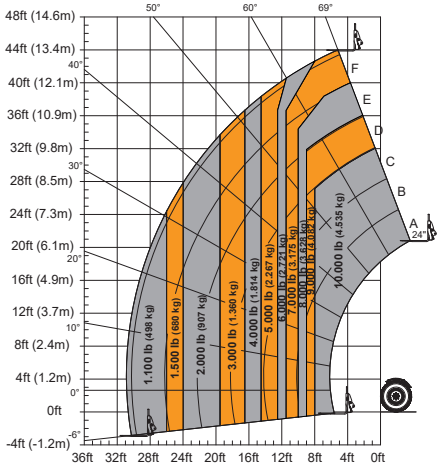
Lifting	10.35 s
Lowering	10.27 s
Extension	17.61 s
Retraction	16.21 s
Crowd	3.61 s
Dump	4.08 s

POWER

Power Source	Diesel	
Engine Make and Model	Deutz TCD 3.6 L4 - no DEF/DPF	
Horsepower	74 hp	
Fuel Tank	40 gal	150 L
Hydraulic Tank	40 gal	150 L
Hydraulic Flow	37 gal/min	140 L/min



TH-1044 LOAD CHARTS



AXCS "2 & 5" Warranty
Two (2) full years or 2,000 hours on the full machine and cover all specified major structural components for five (5) years.

This brochure is for illustrative purposes only and based on the latest information available at the time of printing.
Custom Equipment LLC. reserves the right to make changes at any time, without notice, to specifications, standard and optional equipment.
©2025 Custom Equipment LLC. All rights reserved.
1J25 Part No. TH-00002

