



TH-1056 TELEHANDER



STANDARD FEATURES

DRIVE

- ▶ Deutz TCD 3.6 L4 74hp diesel engine - no DEF/DPF
- ▶ Engine block heater
- ▶ Powershift 4F, 3R transmisson
- ▶ Back-up alarm
- ▶ 4-wheel drive
- ▶ 3 steering modes: 2-wheel, 4-wheel & crab

AXLES

- ▶ Integrated draw bar
- ▶ Dana 223 front axle with limited slip differential
- ▶ Rear axle stabilization
- ▶ +/- 10 degree frame leveling

BRAKES

- ▶ Front & rear multi-disc oil bath brake system
- ▶ SAHR parking brake with indicator light

TIRES

- ▶ Pneumatic tires 400/75-28

HYDRAULIC SYSTEM

- ▶ 40 gal hydraulic capacity
- ▶ Auxiliary hydraulics with load sensing piston pump

CAB & OTHER

- ▶ Open cab
- ▶ Multi-adjustable ergonomic suspension seat
- ▶ Premium joystick with drive and shift control functions
- ▶ In-cab multifunction display
- ▶ Boom mounted lift hook
- ▶ Battery disconnect
- ▶ Telematics ready
- ▶ Steel fuel and hydraulic tanks
- ▶ Easy maintenance and service
- ▶ Long life boom wear pads
- ▶ Phone holder
- ▶ Integrated arm rest
- ▶ Beacon

KEY SPECIFICATIONS

- ▶ Maximum capacity..... 10,000 lbs
- ▶ Maximum lift height..... 56 ft
- ▶ Capacity @ max lift height..... 5,000 lbs
- ▶ Maximum forward reach..... 42.25 ft
- ▶ Capacity @ max reach..... 3,000 lbs
- ▶ Weight 33,576 lbs

OPTIONS *Build to order only

- ▶ Deutz TCD 3.6 L4 107hp diesel engine*
- ▶ Closed cab*
- ▶ Air conditioning (closed cab only)*
- ▶ Road lights
- ▶ Work lights
- ▶ Boom lights
- ▶ Four wheel fenders
- ▶ Back up sensor
- ▶ Back up camera & sensor
- ▶ Load management system (LLMI)
- ▶ Cold weather package*
- ▶ Arctic weather package*
- ▶ Telematics
- ▶ Non-marking pneumatic tires 400/75-28
- ▶ Foam-filled or non-marking foam-filled tires 400/75-28
- ▶ Solid rubber or non-marking solid rubber tires 14x28
- ▶ Turf tires 50x15.00-28

ATTACHMENTS

CARRIAGES

- ▶ 48 (standard), 60, or 72 in Standard carriage
- ▶ 48, 60, or 72 in Side tilt carriage
- ▶ 72 in Swing carriage

FORKS

- ▶ 2.36 x 4 x 48 in, 10,000lb capacity (standard)
- ▶ 2.36 x 6 x 60 in, 10,000lb capacity
- ▶ 2.00 x 7 x 72 in, 10,000lb capacity

TH-1056

TELEHANDLER

DIMENSIONS

Maximum Lift Height	56 ft	17.1 m
Maximum Forward Reach	42.25 ft	12.9 m
A Stowed Length w/o Forks	21 ft	6.4 m
B Overall Width	8.6 ft	2.6 m
C Stowed Height	8.83 ft	2.7 m
D Wheelbase	11.5 ft	3.5 m
E Inside Tire Width	7.1 ft	2.2 m
F Ground Clearance	17 in	43 cm

Standard Forks 2.36 x 4 x 48 in 6 x 10 x 122 cm

SPECIFICATIONS

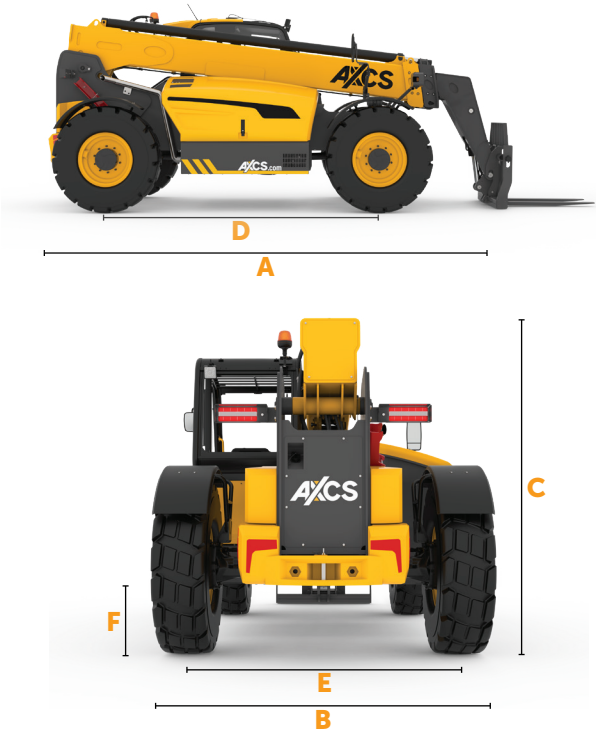
Max Lifting Capacity	10,000 lbs	4,536 kg
Max Lifting Capacity at Full Height	5,000 lbs	2,267 kg
Max Lifting Capacity at Max Reach	3,000 lbs	1,361 kg
Operating Weight	33,576 lbs	15,320 kg
Inside Turning Radius	60 in	1.5 m
Outside Turning Radius	149 in	3.7 m
Drive Speed	20 mph	32 kph
Frame Leveling	+/- 10°	
Tilt Angle	122°	
Boom Lifting Angle	72° w/ stabilizers	

BOOM CYCLE TIMES

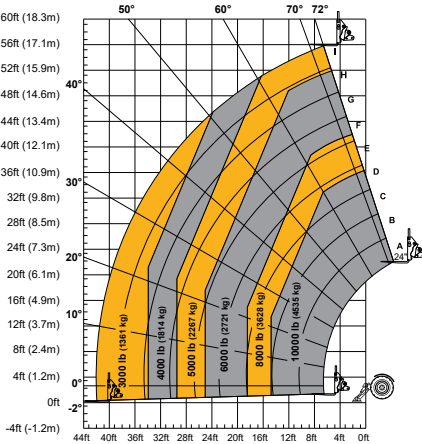
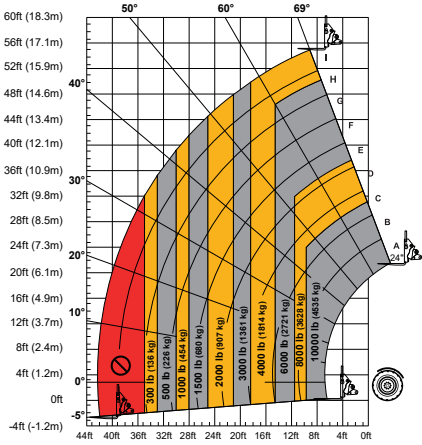
Lifting	14.92 s
Lowering	15.13 s
Extension	22.01 s
Retraction	20.14 s
Crowd	3.72 s
Dump	5.16 s

POWER

Power Source	Diesel	
Engine Make and Model	Deutz TCD 3.6 L4 - no DEF/DPF	
Horsepower	74 hp	
Fuel Tank	40 gal	150 L
Hydraulic Tank	40 gal	150 L
Hydraulic Flow	37 gal/min	140 L/min



TH-1056 LOAD CHARTS



AXCS "2 & 5" Warranty
Two (2) full years or 2,000 hours on the full machine and cover all specified major structural components for five (5) years.

This brochure is for illustrative purposes only and based on the latest information available at the time of printing.
Custom Equipment LLC. reserves the right to make changes at any time, without notice, to specifications, standard and optional equipment.
©2025 Custom Equipment LLC. All rights reserved.
1J25 Part No. TH-00004

